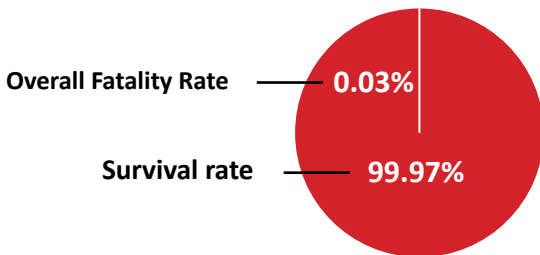


Covid Statistics BC

Data was accessed on February 26, 2021

Deaths with Covid (Mortality Rate)



Fatality Rates = based on 1,348 Deaths
Overall Fatality Rate = 0.03% (1,348/5,145,851)
Survival Rate = 99.97% ($\{5,145,851-1,348\}/5,145,851$)
Case Fatality Rate = 1.82% (1,348/{78,673-4,489})
Infection Fatality Rate = 0.23% (1,348/{622,576-35,523})
<https://experience.arcgis.com/experience/a6f23959a8b14bfa989e3cda29297ded>

Population

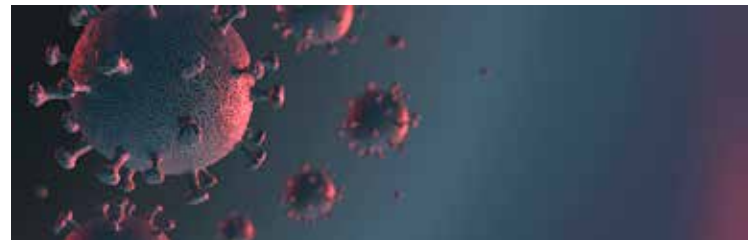
Population total **5,145,851**
Total PCR tests taken **1,906,311**
Total people tested **No data available**
Confirmed/Unconfirmed cases **4,489**
<https://experience.arcgis.com/experience/a6f23959a8b14bfa989e3cda29297ded>

<https://www150.statcan.gc.ca/t1/tbl1/en/tv.action?pid=171000901>

Purported Cases with Covid

PCR Cycle Threshold **35-40**
<https://www.sciencedirect.com/science/article/pii/S138665322030175X>
Total Positive PCR tests and probable cases, all time **78,673** <https://www.sciencedirect.com/science/article/pii/S138665322030175X>
% tested = **Unknown**
% positive = **4.1%** (78,673/1,906,311)
% negative = **95.9%** ($\{1,906,311-78,673\}/1,906,311$)
% active cases/pop. total = **0.09%** (4,489/5,145,851)

Estimated total cases including antibody testing = **629,384** (78,673 * 8)
<https://experience.arcgis.com/experience/a6f23959a8b14bfa989e3cda29297ded>
<https://www150.statcan.gc.ca/t1/tbl1/en/tv.action?pid=171000901>
<https://www.medrxiv.org/content/10.1101/2020.07.13.20153148v1>

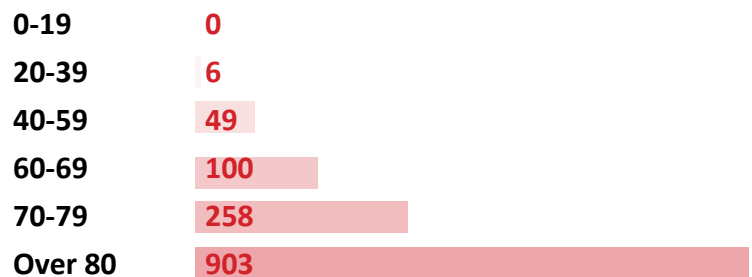


Hospitalizations with Covid

Patients in hospital **228** (includes those in ICU)

Patients in ICU **62**

<https://experience.arcgis.com/experience/a6f23959a8b14bfa989e3cda29297ded>



<https://experience.arcgis.com/experience/a6f23959a8b14bfa989e3cda29297ded>

http://www.bccdc.ca/Health-Info-Site/Documents/COVID_sitrep/Week_6_2021_BC_COVID-19_Situation_Report.pdf

Median age of death with Covid **85**

Average provincial life expectancy **82**

Statistics Canada. Table 13-10-0114-01 Life expectancy and other elements of the life table, Canada, all provinces except Prince Edward Island

Total Deaths British Columbia 2019 **38,551**

<https://www150.statcan.gc.ca/t1/tbl1/en/tv.action?pid=1310070801>

Definitions

Case Fatality Rate - considers deaths versus resolved cases. Calculate by taking total deaths divided by {total positive PCR tests and probable cases (minus current unresolved cases)}(tested and probable).

Infection Fatality Rate - total deaths/estimated total confirmed/unconfirmed.

Overall Fatality Rate - Total deaths with Covid/Total population (also called Mortality Rate).

All information provided by Government of BC/Statistics Canada/referenced sources - none of which has been verified by third party.